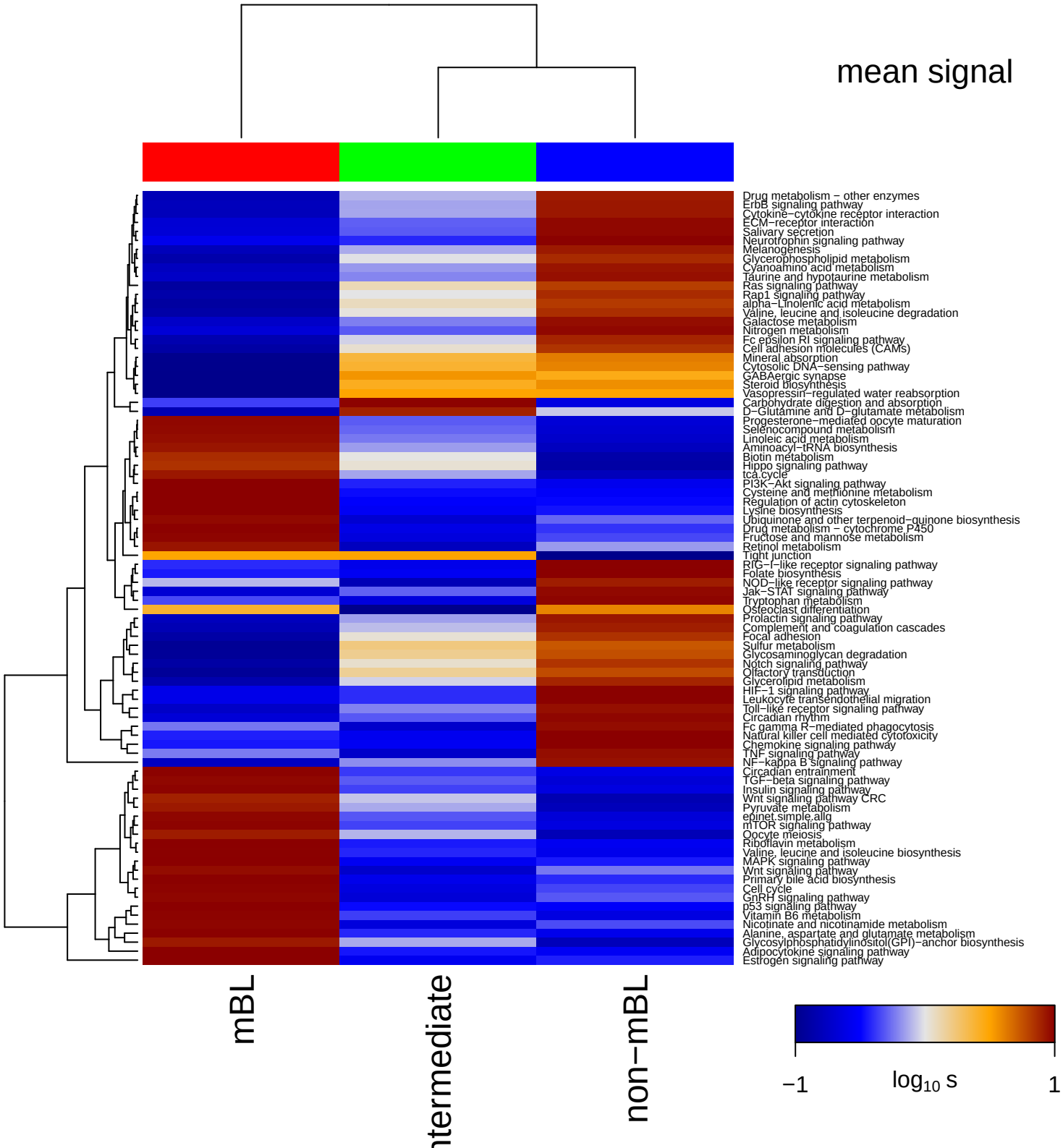
mean signal
Drug metabolism − other enzymes
ErbB signaling pathway
Cytokine−cytokine receptor interaction
ECM−receptor interaction
Salivary secretion
Neurotrophin signaling pathway
Melanogenesis
Glycerophospholipid metabolism
Cyanoamino acid metabolism
Taurine and hypotaurine metabolism
Ras signaling pathway
Rap1 signaling pathway
alpha−Linolenic acid metabolism
Valine, leucine and isoleucine degradation
Galactose metabolism
Nitrogen metabolism
Fc epsilon RI signaling pathway
Cell adhesion molecules (CAMs)
Mineral absorption
Cytosolic DNA−sensing pathway
GABAergic synapse
Steroid biosynthesis
Vasopressin−regulated water reabsorption
Carbohydrate digestion and absorption
D−Glutamine and D−glutamate metabolism
Progesterone−mediated oocyte maturation
Selenocompound metabolism
Linoleic acid metabolism
Aminoacyl−tRNA biosynthesis
Biotin metabolism
Hippo signaling pathway
tca.cycle
PI3K−Akt signaling pathway
Cysteine and methionine metabolism
Regulation of actin cytoskeleton
Lysine biosynthesis
Ubiquinone and other terpenoid−quinone biosynthesis
Drug metabolism − cytochrome P450
Fructose and mannose metabolism
Retinol metabolism
Tight junction
RIG−I−like receptor signaling pathway
Folate biosynthesis
NOD−like receptor signaling pathway
Jak−STAT signaling pathway
Tryptophan metabolism
Osteoclast differentiation
Prolactin signaling pathway
Complement and coagulation cascades
Focal adhesion
Sulfur metabolism
Glycosaminoglycan degradation
Notch signaling pathway
Olfactory transduction
Glycerolipid metabolism
HIF−1 signaling pathway
Leukocyte transendothelial migration
Toll−like receptor signaling pathway
Circadian rhythm
Fc gamma R−mediated phagocytosis
Natural killer cell mediated cytotoxicity
Chemokine signaling pathway
TNF signaling pathway
NF−kappa B signaling pathway
Circadian entrainment
TGF−beta signaling pathway
Insulin signaling pathway
Wnt signaling pathway CRC
Pyruvate metabolism
epinet.simple.allg
mTOR signaling pathway
Oocyte meiosis
Riboflavin metabolism
Valine, leucine and isoleucine biosynthesis
MAPK signaling pathway
Wnt signaling pathway
Primary bile acid biosynthesis
Cell cycle
GnRH signaling pathway
p53 signaling pathway
Vitamin B6 metabolism
Nicotinate and nicotinamide metabolism
Alanine, aspartate and glutamate metabolism
Glycosylphosphatidylinositol(GPI)−anchor biosynthesis
Adipocytokine signaling pathway
Estrogen signaling pathway
mBL
intermediate
non−mBL
−1
log10 s
1

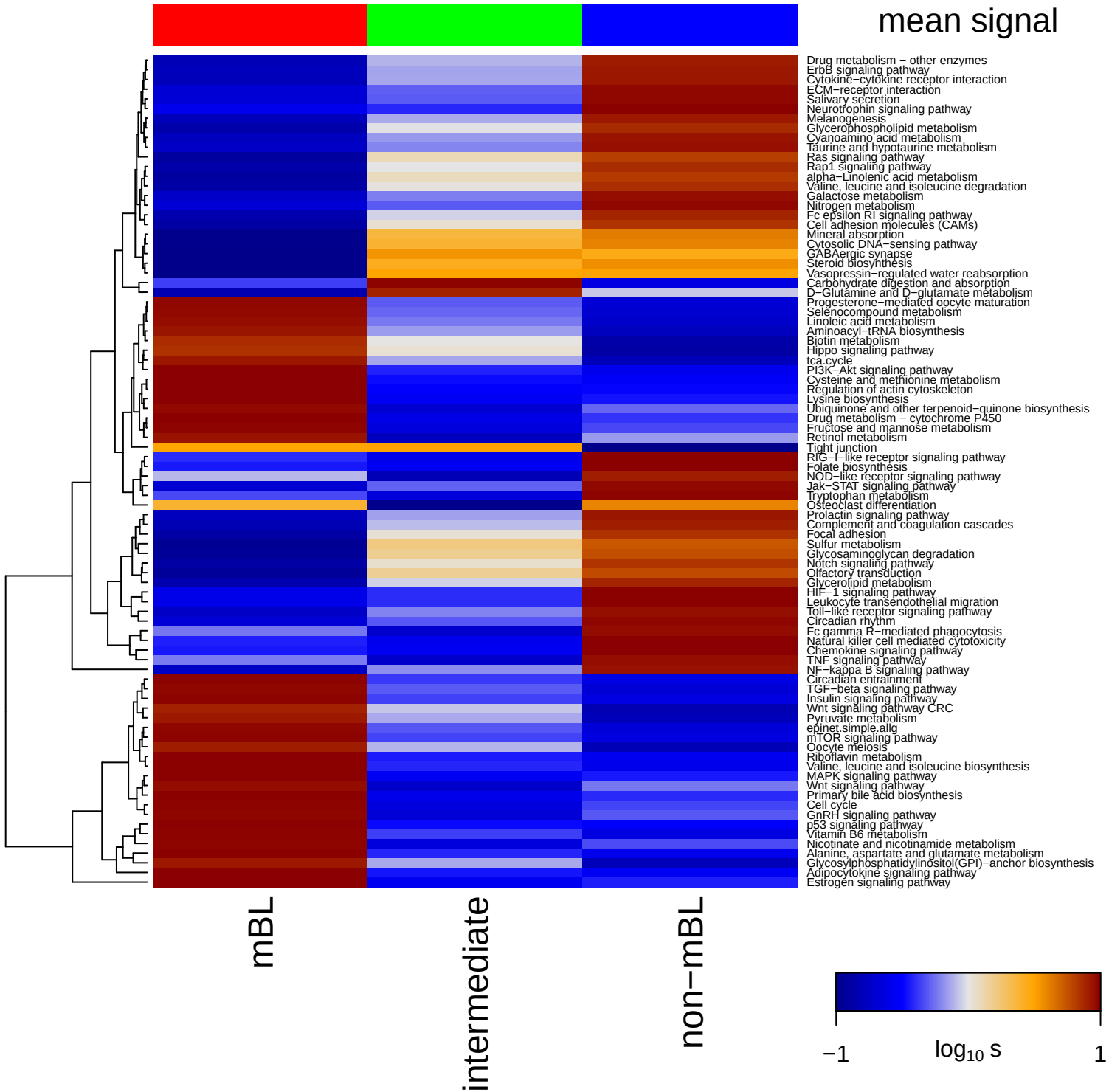
mean signal
Drug metabolism − other enzymes
ErbB signaling pathway
Cytokine−cytokine receptor interaction
ECM−receptor interaction
Salivary secretion
Neurotrophin signaling pathway
Melanogenesis
Glycerophospholipid metabolism
Cyanoamino acid metabolism
Taurine and hypotaurine metabolism
Ras signaling pathway
Rap1 signaling pathway
alpha−Linolenic acid metabolism
Valine, leucine and isoleucine degradation
Galactose metabolism
Nitrogen metabolism
Fc epsilon RI signaling pathway
Cell adhesion molecules (CAMs)
Mineral absorption
Cytosolic DNA−sensing pathway
GABAergic synapse
Steroid biosynthesis
Vasopressin−regulated water reabsorption
Carbohydrate digestion and absorption
D−Glutamine and D−glutamate metabolism
Progesterone−mediated oocyte maturation
Selenocompound metabolism
Linoleic acid metabolism
Aminoacyl−tRNA biosynthesis
Biotin metabolism
Hippo signaling pathway
tca.cycle
PI3K−Akt signaling pathway
Cysteine and methionine metabolism
Regulation of actin cytoskeleton
Lysine biosynthesis
Ubiquinone and other terpenoid−quinone biosynthesis
Drug metabolism − cytochrome P450
Fructose and mannose metabolism
Retinol metabolism
Tight junction
RIG−I−like receptor signaling pathway
Folate biosynthesis
NOD−like receptor signaling pathway
Jak−STAT signaling pathway
Tryptophan metabolism
Osteoclast differentiation
Prolactin signaling pathway
Complement and coagulation cascades
Focal adhesion
Sulfur metabolism
Glycosaminoglycan degradation
Notch signaling pathway
Olfactory transduction
Glycerolipid metabolism
HIF−1 signaling pathway
Leukocyte transendothelial migration
Toll−like receptor signaling pathway
Circadian rhythm
Fc gamma R−mediated phagocytosis
Natural killer cell mediated cytotoxicity
Chemokine signaling pathway
TNF signaling pathway
NF−kappa B signaling pathway
Circadian entrainment
TGF−beta signaling pathway
Insulin signaling pathway
Wnt signaling pathway CRC
Pyruvate metabolism
epinet.simple.allg
mTOR signaling pathway
Oocyte meiosis
Riboflavin metabolism
Valine, leucine and isoleucine biosynthesis
MAPK signaling pathway
Wnt signaling pathway
Primary bile acid biosynthesis
Cell cycle
GnRH signaling pathway
p53 signaling pathway
Vitamin B6 metabolism
Nicotinate and nicotinamide metabolism
Alanine, aspartate and glutamate metabolism
Glycosylphosphatidylinositol(GPI)−anchor biosynthesis
Adipocytokine signaling pathway
Estrogen signaling pathway
mBL
intermediate
non−mBL
−1
log10 s
1

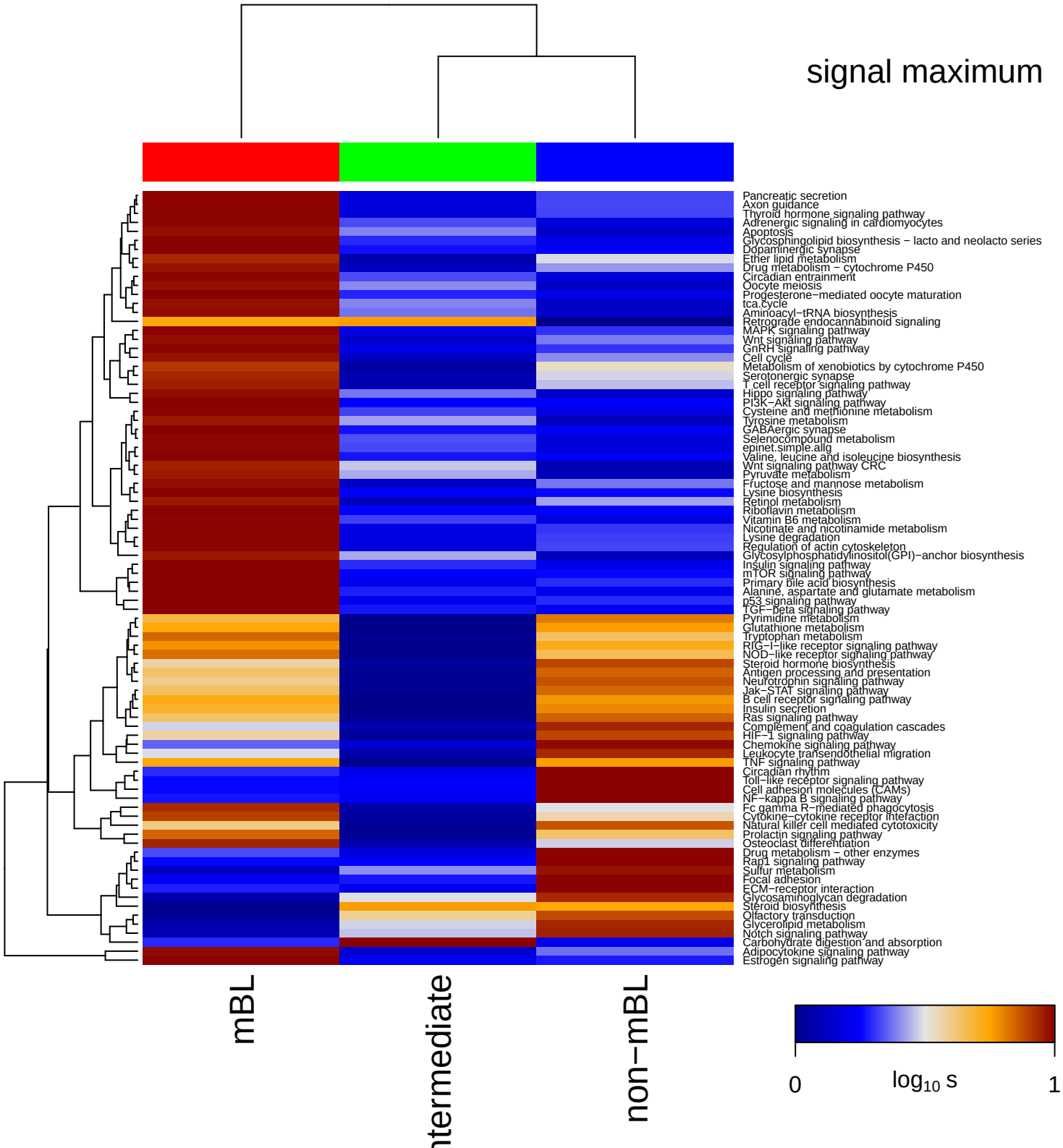
signal maximum
Pancreatic secretion
Axon guidance
Thyroid hormone signaling pathway
Adrenergic signaling in cardiomyocytes
Apoptosis
Glycosphingolipid biosynthesis − lacto and neolacto series
Dopaminergic synapse
Ether lipid metabolism
Drug metabolism − cytochrome P450
Circadian entrainment
Oocyte meiosis
Progesterone−mediated oocyte maturation
tca.cycle
Aminoacyl−tRNA biosynthesis
Retrograde endocannabinoid signaling
MAPK signaling pathway
Wnt signaling pathway
GnRH signaling pathway
Cell cycle
Metabolism of xenobiotics by cytochrome P450
Serotonergic synapse
T cell receptor signaling pathway
Hippo signaling pathway
PI3K−Akt signaling pathway
Cysteine and methionine metabolism
Tyrosine metabolism
GABAergic synapse
Selenocompound metabolism
epinet.simple.allg
Valine, leucine and isoleucine biosynthesis
Wnt signaling pathway CRC
Pyruvate metabolism
Fructose and mannose metabolism
Lysine biosynthesis
Retinol metabolism
Riboflavin metabolism
Vitamin B6 metabolism
Nicotinate and nicotinamide metabolism
Lysine degradation
Regulation of actin cytoskeleton
Glycosylphosphatidylinositol(GPI)−anchor biosynthesis
Insulin signaling pathway
mTOR signaling pathway
Primary bile acid biosynthesis
Alanine, aspartate and glutamate metabolism
p53 signaling pathway
TGF−beta signaling pathway
Pyrimidine metabolism
Glutathione metabolism
Tryptophan metabolism
RIG−I−like receptor signaling pathway
NOD−like receptor signaling pathway
Steroid hormone biosynthesis
Antigen processing and presentation
Neurotrophin signaling pathway
Jak−STAT signaling pathway
B cell receptor signaling pathway
Insulin secretion
Ras signaling pathway
Complement and coagulation cascades
HIF−1 signaling pathway
Chemokine signaling pathway
Leukocyte transendothelial migration
TNF signaling pathway
Circadian rhythm
Toll−like receptor signaling pathway
Cell adhesion molecules (CAMs)
NF−kappa B signaling pathway
Fc gamma R−mediated phagocytosis
Cytokine−cytokine receptor interaction
Natural killer cell mediated cytotoxicity
Prolactin signaling pathway
Osteoclast differentiation
Drug metabolism − other enzymes
Rap1 signaling pathway
Sulfur metabolism
Focal adhesion
ECM−receptor interaction
Glycosaminoglycan degradation
Steroid biosynthesis
Olfactory transduction
Glycerolipid metabolism
Notch signaling pathway
Carbohydrate digestion and absorption
Adipocytokine signaling pathway
Estrogen signaling pathway
mBL
intermediate
non−mBL
0
log10 s
1

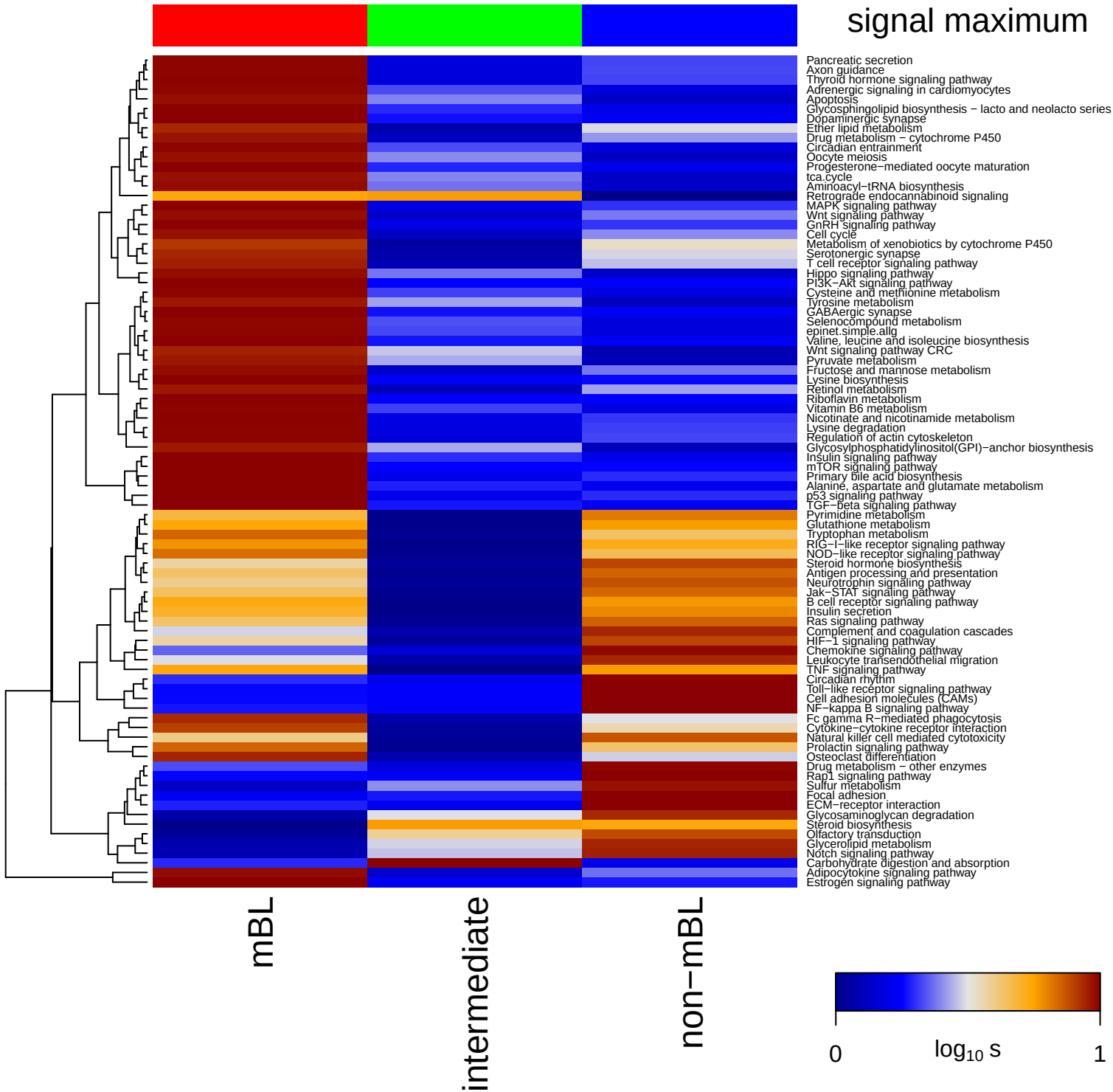
signal maximum
Pancreatic secretion
Axon guidance
Thyroid hormone signaling pathway
Adrenergic signaling in cardiomyocytes
Apoptosis
Glycosphingolipid biosynthesis − lacto and neolacto series
Dopaminergic synapse
Ether lipid metabolism
Drug metabolism − cytochrome P450
Circadian entrainment
Oocyte meiosis
Progesterone−mediated oocyte maturation
tca.cycle
Aminoacyl−tRNA biosynthesis
Retrograde endocannabinoid signaling
MAPK signaling pathway
Wnt signaling pathway
GnRH signaling pathway
Cell cycle
Metabolism of xenobiotics by cytochrome P450
Serotonergic synapse
T cell receptor signaling pathway
Hippo signaling pathway
PI3K−Akt signaling pathway
Cysteine and methionine metabolism
Tyrosine metabolism
GABAergic synapse
Selenocompound metabolism
epinet.simple.allg
Valine, leucine and isoleucine biosynthesis
Wnt signaling pathway CRC
Pyruvate metabolism
Fructose and mannose metabolism
Lysine biosynthesis
Retinol metabolism
Riboflavin metabolism
Vitamin B6 metabolism
Nicotinate and nicotinamide metabolism
Lysine degradation
Regulation of actin cytoskeleton
Glycosylphosphatidylinositol(GPI)−anchor biosynthesis
Insulin signaling pathway
mTOR signaling pathway
Primary bile acid biosynthesis
Alanine, aspartate and glutamate metabolism
p53 signaling pathway
TGF−beta signaling pathway
Pyrimidine metabolism
Glutathione metabolism
Tryptophan metabolism
RIG−I−like receptor signaling pathway
NOD−like receptor signaling pathway
Steroid hormone biosynthesis
Antigen processing and presentation
Neurotrophin signaling pathway
Jak−STAT signaling pathway
B cell receptor signaling pathway
Insulin secretion
Ras signaling pathway
Complement and coagulation cascades
HIF−1 signaling pathway
Chemokine signaling pathway
Leukocyte transendothelial migration
TNF signaling pathway
Circadian rhythm
Toll−like receptor signaling pathway
Cell adhesion molecules (CAMs)
NF−kappa B signaling pathway
Fc gamma R−mediated phagocytosis
Cytokine−cytokine receptor interaction
Natural killer cell mediated cytotoxicity
Prolactin signaling pathway
Osteoclast differentiation
Drug metabolism − other enzymes
Rap1 signaling pathway
Sulfur metabolism
Focal adhesion
ECM−receptor interaction
Glycosaminoglycan degradation
Steroid biosynthesis
Olfactory transduction
Glycerolipid metabolism
Notch signaling pathway
Carbohydrate digestion and absorption
Adipocytokine signaling pathway
Estrogen signaling pathway
mBL
intermediate
non−mBL
0
log10 s
1